



## Remembering Sergio Chimenti (1949-2016)

Sergio, being combative and always smiling, represented the best Italian spirit that has made us famous to the world at any time and in every trade. He represented the love and passion for life, which was reciprocated by his wife Ketty. He represented the discipline of the field through a superb scientific and academic career and the education of young people. Sergio was a master in resilience and involving everyone in his successes and victories. Always positive and always proactive, with his strong and warm hugs, he made people feel his strong presence when he thought there was the need. A point of reference for young doctors who have always found in him encouragement and hope, Sergio was always supporting them since he has always seen himself as one of them. His dream was to bring the World Congress to Italy – a dream shared by his Italian peers for years, and which became a reality with his warm embrace on the day of victory. I will forever remember the irrepressible and immense joy shared with me and with all those who had supported him. This was Sergio.

*Giovanni Pellacani*



*Sergio Chimenti and Giovanni Pellacani*


One week before we were scheduled to gather in Washington, DC for the AAD meeting in March, we learned the very sad news that our dear friend and colleague Professor Sergio Chimenti had died in Rome. Sergio had worked tirelessly for more than 15 years to bring honor, recognition, and prestige to Italian dermatology through his dream of hosting the World Congress of Dermatology. He became the President of WCD 2019, and had exciting plans for our next major world gathering. We have always been amazed by Sergio's energy, perseverance, and style.

The ILDS has received many messages of condolences and tributes for Sergio from around the world, and these have been shared with his family. He was clearly a leading international figure in dermatology, and will be missed dearly. The ILDS is committed to honoring Sergio's legacy and dream by supporting our Italian colleagues and the WCD 2019 Milan team that Sergio personally assembled. His inspiration and influence will be felt throughout the next World Congress.

*Harvey Lui*

### Inside this Issue

Remembering Sergio Chimenti	1	MEMBERS' CORNER	10
Editorial	2	Internat. Foundation of Dermatology	16
Meet our new Executive Director	3	The 2016 ILDS Revised Glossary	17
ILDS Activities	3	Community Derm. Journal	17
ILDS 2015 Certificate of Appreciation Awards	5		



## Editorial



Hassan Galadari  
ILDS Board Member  
Editor, ILDS Newsletter


I'm sitting in Haneda International Airport ready to board my plane after spending just one night here in Japan for a one-hour talk that I was invited to give. I'm on my way back home to Dubai and I ask myself was this trip actually worth it? I spent less than 30 hours in the city and a good 20 in the air. Has it taken a toll on me yet? I may not feel it now, but I'm sure the jetlag will hit me some time very soon. As for the question of whether it was worth it? The answer is a resounding yes.

We dermatologists are a funny bunch. From all the different specialties which whom I socialize, we are a relatively tightly knit group of professionals who hold a tremendous respect for each other as well as the specialty that we practice on a daily basis. You can easily recall a doctor you may have met in a meeting from Kuala Lumpur as well as another from Sao Paulo. Larger meetings have become a place to learn from one another as well as to network with our peers. All this is to the benefit of our patients. Ask yourself how that little trick that your colleague from India told you about might work on your patient with vitiligo? Or how about that protocol that your colleague from the US mentioned that has changed the life of a person who has suffered from psoriasis all their life?

When we are invited to give a talk, we take it upon ourselves to heed the call and gladly accept, provided we do not have any lingering responsibilities. The layman might ask why would you leave the comfort of your family and the routine of work for this? Giving back is what drives us to do so. It is an important aspect of medicine that people tend to forget at times the human aspect. The world has become smaller and travel has become easier. There are even meetings that are held in cyberspace. I remember giving a talk from my own bedroom that was live fed to an audience in Trieste, Italy. So in a sense, there is no shortage of options of how we can give back to the community, on both a local and an international scale. This is why the International League of Dermatological Societies (ILDS) was put together. The League brings people together by bringing the societies they represent together. The sharing of expertise and experiences are vast and the flow of information is rapid, and thus it is important that colleagues are made aware of events and initiatives happening worldwide. When one society sees the activity of the other, they may feel encouraged to hold something similar or perhaps even send one of their experts to share their own experiences on the matter. This, in turn, creates a lasting legacy, something that transcends camaraderie and friendship. The newsletter you are reading before you is a part of that very legacy.

They haven't called my flight yet. Another 45 minutes. Perhaps, I should shop a bit and get some souvenirs. But wait, my phone is blinking! It's an email from a dermatologist in Indonesia who has a patient that developed an unwanted adverse event from an injected filler material. The dermatologist has a few questions on how to help take care of this before any permanent damage might occur. Shopping can wait. It's time to give back.

*H.G.*



## Meet our new Executive Director



*Harvey Lui, Joanna Groves*

When Eve Arnold announced her retirement from the ILDS in 2015, the Board launched an extensive search for our new Executive Director. We are delighted to introduce Joanna Groves to our member societies and the international dermatology family. 'Jo', as she also likes to be called, has officially been with us at our London headquarters since December 2015.

Joanna is a global health policy leader with over 15 years' experience in health advocacy and organisational management and development. Most recently, she served as Chief Executive Officer (CEO) of the International Alliance of Patients' Organisations (IAPO). As the CEO of IAPO, she led them through a period of significant growth from a start-up organisation to an influential body representing patient groups from all over the world. Joanna holds a Master's degree in Science and Technology Policy Studies.

The ILDS is very fortunate to be able to recruit someone with Joanna's experience and skills. She has already been working diligently to help the ILDS enhance its operations and strategic plan. Her role will be to manage the day-to-day and long term affairs of the ILDS and the International Foundation for Dermatology, and she will be working closely with the Board and member societies. To communicate directly with Joanna, please use [admin@ilds.org](mailto:admin@ilds.org).

Those of you who have already met Joanna at the recent AAD meeting in Washington were able to experience her friendly smile, efficiency and enthusiasm. I know we will all enjoy working with Joanna in the years to come. Welcome to the world of dermatology, Jo!

## ILDS Activities

### American Academy of Dermatology Annual Meeting, March 2016

Members of the ILDS Board were in attendance at the American Academy of Dermatology (AAD) Meeting which was held in March in Washington, DC. The ILDS commends the AAD on a very successful meeting. ILDS Board Members, Harvey Lui, Jerry Shapiro, Dan Siegel, David Pariser, Chris Griffiths and Hassan Galadari were honoured to receive awards from the AAD for their contributions to dermatology. The meeting was also an opportunity for the ILDS to meet with old and new colleagues and friends and forge partnerships which will further enrich global dermatology.



*L-R: Christopher Griffiths, Jerry Shapiro, Harvey Lui, Daniel Siegel, Hassan Galadari*

## ILDS Activities

### ILDS/24<sup>th</sup> World Congress of Dermatology, Cocktail Reception



The ILDS was honoured to hold a very well attended cocktail reception in collaboration with the 24<sup>th</sup> World Congress of Dermatology to be held in Milan in 2019. Hundreds of dermatologist colleagues and friends from around the world joined us for a taste of things to come. The reception also paid tribute to Sergio Chimenti, who had passed away, recognising his impact on dermatology and his passion and drive to bring the World Congress of Dermatology to Italy.

*L-R: Michelle Starace,  
Paolo Bianchi,  
Biana Piraccini*

### Promoting World Skin Health Day in 2016

The ILDS and the International Society of Dermatology (ISD) held a successful meeting in Washington, DC in March during the American Academy of Dermatology's Meeting. Representatives from the ILDS and ISD's Executive Committees affirmed their intent to work together to address dermatological needs worldwide.

One of the exciting initiatives that will form part of this collaboration will be to renew efforts to promote and observe World Skin Health Day. The goal of World Skin Health Day is to raise awareness of skin health. A number of countries have previously held successful activities to promote World Skin Health Day and there is great potential for the dermatological community worldwide to come together around a common purpose. World Skin Health Day is not held on a specific day but can be marked by societies on a date that is relevant to their own context, perhaps aligning with existing national events and activities.

We will be sharing further information on the scope of the campaign via email in the fall and we will provide a range of marketing materials to support your endeavours to mark World Skin Health Day.



*L-R: Jo Groves, Brigitte Dreno, Vangee Handog, Nellie Konnikov, Harvey Lui, Jean Bologna, George Reizner, Marcia Ramos e Silva*

# ILDS 2015 Certificate of Appreciation Awards

The ILDS Certificate of Appreciation is an award given to recognise dermatologists and others in the field of dermatological care who have made an outstanding contribution to improving the outlook for people with skin diseases. Seventeen such individuals were chosen in 2015. These individuals have made contributions that have been recognised as outstanding and well beyond what one might expect of a person in the course of his/her normal working life. Some of the presentations of the Certificates are shared here with some highlights of their achievements.



**Eva-Bettina Bröcker**, German Dermatological Society

Professor Bröcker is a Senior Professor at the University of Würzburg in Germany. Throughout her career she has made major contributions to basic science, clinical and experimental dermatology. Her research activities are wide ranging (she has over 500 articles listed on Pub Med) and she is also very committed to the promotion of young researchers in dermatology.



**Roy Chan**, International Union against Sexually Transmitted Infections (IUSTI)

Professor Roy Chan Kum Wah has played a pivotal role in the development of infectious diseases in dermatology and in particular HIV/AIDS in Singapore, South-East Asia and China. He is widely respected worldwide for his humanity, diplomacy and perseverance and for insisting on excellence in all aspects of research and clinical activity and teaching the whole spectrum of sexually transmitted infections. Professor Chan played major roles in IUSTI as Asia Pacific Regional Director, in the AIDS Society of Asia and Pacific as President and in the International AIDS Society.



**Harald P. M. Gollnick**, European Dermatology Forum

Professor Gollnick is currently Professor and Chairman of the Department of Dermatology & Venereology at Otto-von-Guericke University in Germany. He has served at a Board level for numerous national and European societies. He is an honorary member of 10 national societies and internationally recognised as a very engaged academic dermatologist who has invested limitless energy in promoting dermatology at a national and international level.



**Shiou-Hwa Jee**, Taiwanese Dermatological Association

Professor Jee is a world-renowned physician scientist in the field of dermatology. Her research interests focus on the molecular mechanisms of skin cancer progression, skin bioengineering and hair follicle biology. She is a prominent figure in dermatology, both nationally and internationally. She has promoted vigorous communication and scientific exchange between expert dermatologists around the world.



**Koushik Lahiri**, Association of Cutaneous Surgeons

Professor Lahiri has contributed to international dermatology in manifold spheres. He has been instrumental in fostering cooperation between different dermatological societies both nationally and internationally. His publications and textbooks are widely read, cited and acclaimed and he is actively involved in mentoring on leadership in daily practice.



**Amit Pandya**, Skin of Color Society

Professor Pandya has for the past 24 years been a full-time faculty member in the Department of Dermatology at the University of Texas. He has a strong commitment to humanitarian aid and has undertaken nine medical missionary trips to help the underserved in Mexico and India. He is a prolific speaker and has lectured at over 250 regional, national and international meetings in 20 countries.



**Diane Roseeuw**, Royal Belgian Society of Dermatology and Venereology

Professor Roseeuw is a founding member and Vice-President of the European Society of Micrographic Surgery. She has made multiple contributions to international dermatology programmes and initiatives through membership of, and leadership roles in, societies and committees.



**Antonella Tosti**, International Society of Dermatology

Professor Tosti is a worldwide recognised expert in hair and nail disorders who has served on numerous journal editorial boards. She serves as a mentor to young dermatologists through the programmes of the International Society of Dermatology (ISD) and the Women's Dermatological Society. She is a winner of the ISD's 'Maria Duran Medal' given to women leaders in dermatology in honour of Maria Duran, former Secretary-General and Executive Vice-President of the ISD and an invited lecturer at major international conferences.

## MEMBERS' CORNER

### Association of Cutaneous Surgeons of India



The Association of Cutaneous Surgeons of India – ACS(I) – is the premier organization in the country devoted to the promotion and advancement of knowledge and skills in the field of surgical aesthetic dermatology. The aim of the association is to educate dermatologists, conduct conferences and workshops, promote research and assist in public health education in the field of dermatologic surgery and, thereby, improve the quality of cutaneous surgery training in the country. ACS(I)

has been in existence since 1999, when it was formed by the merger of two national bodies representing cutaneous surgeons in the country – the Association of Dermatologic Surgeons of India (ADSI) and the Indian Academy of Cutaneous Surgeons (IACS), established in 1995 and 1996, respectively.

Live workshops and conferences organized by the association provide an excellent opportunity for the members to learn surgical dermatology. The association's training program and fellowships are open only to its members. In addition, members get a discounted registration fee for the conferences and workshops organized by the association. All members receive the *Indian Journal of Dermatotomy* free of charge.

#### ACTIVITIES 2015-16

- 1. ACS(I) Membership:** ACS(I) is going to be the first Association in Indian Dermatology to adopt an online membership process which is effective from 21<sup>st</sup> April 2016. The current number of members is 1,452.
- 2. ACSICON 2016:** The 14<sup>th</sup> Annual Conference of the Association of Cutaneous Surgeons of India was a grand success. It was held on 21<sup>st</sup> to 23<sup>rd</sup> April 2016 at Mahabaleshwar, Maharashtra, India. More than 800 delegates attended the meeting.
- 3. ACS(I) Academy:** The ACS(I) Academy has started functioning with Chairman Dr. Somesh Gupta and Convener Dr. Abhishek De. A series of zonal workshops are being planned every year. The procedural Dermatology Step by Step guide will soon be published.
- 4. Focused Zonal Workshops:** The series of zonal focussed workshops are being planned every year. The objective is to train its members on basics in dermatology like suturing, excisions anaesthesia and dressings. In addition, one speciality surgery like vitiligo surgery, hair transplantation, scar revision and nail surgery will be demonstrated in each zone.

This year it was held in two centres:

- CUTIS Institute, Srinagar on 5<sup>th</sup> December 2015
- Hope Clinic, Shillong on 23<sup>rd</sup> March 2016

**5. ACS(I) with International Society of Dermatology:** ACS(I) has given free International Society of Dermatology memberships for nine ACSICON 2015 awardees.

**6. ACS(I) Sister Society Session at World Congress of Dermatology 2015, Vancouver:** ACS(I) hosted a half –day Sister Society Session at the 23<sup>rd</sup> World Congress of Dermatology, Vancouver on the morning of 8<sup>th</sup> June 2015. This was the first time ever in the history of the association that such a session has been organized at the World Congress of Dermatology.

**7. ACS(I) hosts WCOCD 2017, Bengaluru:** ACS(I) will be hosting World Congress of Cosmetic Dermatology (WCOCD) in Bengaluru on 4<sup>th</sup> to 7<sup>th</sup> May 2017 at Hotel Lalit Ashok in association with International Academy of Cosmetic Dermatology (IACD). ACSICON 2017 will be combined with this event.

## Argentine Society of Dermatology



The XIII Argentinian Society of Dermatology Congress will take place in the city of Salta, in August this year.



The International Meeting of Dermatologic Therapeutics and Estheticians SAD / GITD was held on 8, 9 and 10 April at the Faculty of Medicine of the University of Buenos Aires.



## Taiwanese Dermatology Association (TDA)

**Joint Conference of the 7<sup>th</sup> Annual meeting of the Asian Academy of Dermatology & Venereology (AADV) and 41<sup>st</sup> Annual Meeting of Taiwanese Dermatological Association (TDA), November 20-22<sup>th</sup>, 2015**

The 7<sup>th</sup> annual meeting of the AADV and 41<sup>st</sup> annual meeting of TDA were jointly held on the 20–22<sup>th</sup> November 2015. More than 1,200 participants gathered at the International Convention Center of National Taiwan University Hospital, located at Taipei City, Northern part of Taiwan.

The main focus of this year's annual meeting was dermatopathology. Among the esteemed speakers were Dr. Tetsunori Kimura (Japan), Dr. Steven Billing (US), Dr. Artur Zembowicz (US), Dr. W.P. Daniel Su (US), Dr. Chang Jian-Min (China) and Dr. Nopadon Noppakun (Thailand). Topics covered the clinical implications of dermatopathology, critical diagnose in hospital settings, cutaneous deposition disease, follicular tumor, Sweet's syndrome, myxoid tumors of the skin and cases challenges. During this meeting, the 3<sup>rd</sup> Certificate of Fellowship in Dermatopathology organized by the AADV was also held and accreditation was given to qualified fellow students. To foster collaborations and promote dermatopathology, Dr. Yu-Hung Wu, Program Director of the International Fellowship Training of Dermatopathology, proposed the establishment of an Asian Dermatopathology Society and Training Center in countries across Asia.

Over 20 international speakers from France, Canada, United States, Japan, Southeast Asia and other countries were invited. Together with the leading local speakers, they provided the latest knowledge covering different fields of dermatology including infectious diseases, surgical treatment, skin cancer, immunology and aesthetic medicine. Dr Harvey Lui (Canada), President of the International League of Dermatological Societies (ILDS), delivered a lecture on the insights and updates of light in dermatology practice. Dr. Jorge Ocampo-Candiani (Mexico), president of the Mexico Dermatology Society, shared with us challenging rare cases from the New World.

Apart from the scientific program, an entertaining social program included a lavish Gala Dinner and tour visits to Yilan, Yeh-Liu geological park and Bei-Tou geothermal valley. Participants were impressed by the overall organization, hospitality and scientific significance of this meeting. It was an unforgettable and fruitful experience for many participants. We would like to acknowledge the organizing committees including the Taiwanese Dermatological Association, the AADV and the Department of Dermatology, Mackay Memorial Hospital and our many volunteers and supporters who contributed to make this meeting a success. We look forward to another successful meeting in Kaoshiung next year.

*Charlene CY Ng, MD*



# Dermatological Society of Malaysia (PDM)

## Report of Activities

2015 marked a new chapter for Dermatological Society of Malaysia (PDM). As a professional society, it is the PDM's social commitment and obligation to create awareness and provide non bias accurate medical education for the public about dermatological conditions. Various strategies have been planned and carried out to achieve our targets.



### A. Newspaper column publication

We are committed to providing information through the publication of articles in three main languages (Malay, Mandarin and English) at three main newspapers (The Star, Utusan & Sin Chew Daily). We have published eight topics to date. They include leprosy, skin cancers, lupus erythematosus, sunscreens, acne vulgaris, epidermolysis bullosa, psoriasis and congenital ichthyosis.

### B. Patient Support Groups

We engage with patient support groups for dermatological disorders such as **DEBRA Malaysia**, **Ichthyosis Association of Malaysia**, **Psoriasis Association of Malaysia**. We provide technical and financial support to assist them to organise various training activities and gatherings. A new patient support group being formed is the **Hidradenitis Suppurativa Association of Malaysia**.

### C. Celebration of commemorative days for specific dermatological diseases

#### 1. World Psoriasis Day 2015

World Psoriasis Day Celebrations were carried out at three different areas in Malaysia:

- Central region (29 Oct 2015): Hospital Kuala Lumpur, Kuala Lumpur
- Southern region (31 Oct 2015): Hospital Sultanah Aminah, Johor Bharu, Johor
- Northern region (7 Nov 2015): Polo Ground, George Town, Penang

#### 2. Skin Health Day 2015

For the first time, we had organised Skin Health Day on 7 Nov 2015. More than 3,000 people took part in Skin Health Day, an event held in conjunction with World Psoriasis Day at the Polo Ground in George Town, Penang.

The event was organised by the Malaysian Dermatological Society, Penang Psoriasis Patients Caring Association, Kedah Psoriasis Association, Department of Dermatology, Penang Hospital, Sultanah Bahiyah Hospital in Kedah and Raja Permaisuri Bainun Hospital in Ipoh, supported by student volunteers from Penang Medical College (PMC), AIMST



*Skin Health Day*

University and Tunku Abdul Rahman College (TAR College). Psoriasis patients also came together to create awareness that the ailment is not contagious. Proceeds will go to Penang Psoriasis Association, Kedah Psoriasis Association, Dystrophic Epidermolysis Bullosa Research Association Malaysia (DEBRA) and Malaysia Ichthyosis Association. Participants of the event also took part in a zumba session. Other activities included fun walk with balloons, face painting, face mask painting competition, health screening, public health talks, blood donation campaign, lucky draw, and a food fair. Although skin disease is not a fatal disease, it affects one's appearance. The psychological effect skin disease brings upon a patient should not be taken lightly. Our objective is to communicate accurate information and clear up public bias against skin disease. We arranged for a special session – hand in hand with people around us, we released balloons into the sky, symbolizing the letting go of prejudice and misunderstanding towards skin disease. We extend our hand of friendship, spread love and care among us and believe a better tomorrow awaits for skin disease patients!

We were fortunate to have the National Suicidal Prevention Society and colleagues from Department of Psychiatry joining us to provide counseling services to our patients. Details about the event can be found at <https://www.facebook.com/skinhealthday2015>.

### D. Social Community Project

#### DERMATOLOGY COMMUNITY OUTREACH CLINIC

The Malaysia Dermatological society is also actively involved in a social contribution activity project. Dermatological Society of Malaysia (PDM) in collaboration with Department of Dermatology, Hospital Sultanah Bahiyah, AIMST University, Humanitarian Care Malaysia and Berhad (MyCARE) had organized Dermatology Community Outreach Clinic on 30 Apr 2016 at Refugee Camp, Kedah. Total of 2,118 refugees were examined and treated. 62% of them had various dermatological diseases, primarily scabies and fungal and bacterial infections. This is the first community social project for the year of 2016. We are looking forward for an upcoming community project among aborigines population at Pitas, Sabah, Malaysia.



*Dermatology Community Outreach Clinic at Refugee Camp*

# 22<sup>nd</sup> Regional Conference of Dermatology

(Asian-Australasian) 2014 \* Dermatology Society of Singapore

The 22<sup>nd</sup> Regional Conference of Dermatology (Asian-Australasian), incorporating the 29<sup>th</sup> Annual Scientific Meeting of the Dermatological Society of Singapore, was held in Singapore from 21<sup>st</sup> to 24<sup>th</sup> April 2016 at the Raffles City Convention Centre. This biennial event was organized by the Dermatological Society of Singapore (DSS) and supported by the League of ASEAN Dermatological Societies (LADS, comprising the national dermatological Societies of Singapore, Malaysia, Indonesia, Thailand, Philippines and Vietnam – all ILDS member societies), National Skin Centre, Skin Research Institute of Singapore and Chapter of Dermatologists, College of Physicians, Singapore.

The theme of the conference was „Bridging the Gaps in Dermatology“. Over 1200 delegates from 39 countries participated in the conference. There were 133 invited speakers from 18 countries at the 4-day event. Topics that were covered included – medical dermatology, procedural dermatology, aesthetic dermatology, pediatric dermatology, venereology, hair and nail disorders, skin cancers, cutaneous infections, pigmentary disorders and basic science.

The RCD 2016 scientific program was well received by the delegates. Highlights of the scientific programme included:

1. Seven pre-conference workshops on adverse drug reactions, paediatric dermatology, wounds, dermoscopy, cosmetic dermatology, suturing and facial anatomy for fillers with hands-on cadaveric dissection.
  2. The Chan Heng Leong Memorial Lecture, delivered by Professor John Stanley from the University of Pennsylvania, USA. He spoke on the topic: „Pathways to discovery; personal and scientific lessons from my studies of pemphigus“
  3. Seven Plenary lectures delivered by experts in their field of dermatology subspecialisation: Professors Yann Barrandon (Stem cells in dermatology), Luca Borradori (Bench to bedside – the bullous pemphigoid story), Roy Chan (The face of sexually transmitted infections in South-East Asia – Past, Present and Future), Hyoung Jin Moon (The perfect Asian face), Chee Leok Goh (Cosmetic dermatology in Asia – who should take the lead), Kenji Kabashima (Novel pathogenesis of atopic dermatitis), and Christopher Griffiths (Patient registries – closing the gaps in patient care and treatment outcomes).
  4. Five symposia, four meet-the-expert sessions, six focus sessions, one clinico-pathological correlation session and seven themed sessions (Challenges, advances and controversies in Dermatology, Digging deep/Insights in Eczema, Bridging the gaps in Dermatology, Practical Tips and Pearls, Risk management in Dermatology, What's new and what's hot, and Dermatology in South East Asia).
  5. Four Focus groups meetings by the SEA-SCAR group (South East Asian Severe Cutaneous Adverse Reaction), APDIG group (Asian Paediatric Dermatology Interest Group), Psoriasis Experts in Asia roundtable meeting and the International Psoriasis Council Meet-the-Experts Case-based learning discussion.
  6. Two Residents' Symposia and four Free Papers sessions for residents and participants to showcase their research and novel case reports.
- Over 50 free papers and 229 posters were presented at the conference. Nine LADS travel grants were awarded to dermatology residents from the five member societies of LADS to attend the conference. Three DSS travel grants were awarded to dermatology residents from Taiwan and Sri Lanka to attend RCD 2016.



*Building bridges and meaningful collaboration in the region since 1974 through the League of ASEAN Dermatological Societies.*



*The facial anatomy and hands-on cadaveric injection and dissection workshop led by plastic surgeons Dr Hyoung Jin Moon (Korea) and Dr Kah Woon Leo (Singapore) was fully subscribed and enthusiastically received.*

The conference was well supported by industry with 33 exhibitors over a three day trade exhibition. The faculty were treated to unique Singaporean cuisine at exquisite settings during the social dinners. Another milestone for the conference is the addition of Cambodia Society of Dermatology and Taiwan Dermatological Association as full and affiliate members of the League of ASEAN Dermatological Societies, respectively, with the promise of more regional cooperation, communication and exchange of ideas. The next RCD will be organized by the Indonesian Dermatological Society (PERDOSKI) in 2018.

*Submitted by the Dermatological Society of Singapore*

# European Society of Pediatric Dermatology

## EURO-PEDRA Initiative

To bundle the scientific activities in the field of paediatric dermatology, the ESPD established the **EURO-PEDRA** Initiative. The main goal of the **Pediatric Dermatology Research Alliance** on the European level (**EURO-PEDRA**) is to create a long-term collaborative research network that coordinates or performs clinical trials and acts as an access point for knowledge sharing in innovative therapeutics, biomedical and medical devices.

The PeDRA research network in the U.S and Canada was founded in 2012 to facilitate skin disease research involving children. Since 2013, yearly PeDRA research meeting have been held, PeDRA working committees were created and PeDRA task forces established.

The **European Society for Pediatric Dermatology (ESPD)** now stimulates the creation of a similar network on the European level. Thus the **ESPD**, as the paediatric dermatology leader in Europe, and the **ESDR (European Society for Dermatological Research)**, the European dermatological research leader, have initiated a collaboration. As a first step, this alliance will result in the organization of the **ESPD Symposium on 7 September 2016**, an afternoon scientific gathering dedicated to the **EURO-PEDRA**, on the occasion of the **46<sup>th</sup> Annual ESDR Meeting** to be held during **7-10 September 2016 in Munich, Germany**.

We, therefore, cordially invite everyone interested in this topic not only to come to Munich but also to take an active part in the **EURO-PEDRA Initiative** by submitting an abstract for the ESPD Symposium by the **deadline of 17 June 2016**.

For detailed information about the ESPD Symposium and the Initiative itself, please consult the ESPD official website ([www.espd.info](http://www.espd.info)) – 'News' section – and the 46<sup>th</sup> Annual ESDR Meeting official website ([www.esdr2016.org](http://www.esdr2016.org)) or directly contact the ESPD at [office@espd.info](mailto:office@espd.info).



European  
Society for  
Pediatric  
Dermatology

# International Psoriasis Council launches worldwide psoriasis medical education survey

The International Psoriasis Council (IPC) is pleased to announce that we have recently launched our Global Medical Education Interest Survey. In the coming year, we will ask dermatologists worldwide to share their clinical needs, educational interests and preferred learning formats.

The IPC will use the results of this survey to create future psoriasis educational programs and learning materials. The goal is to deliver highly effective educational resources that give dermatologists the information they need to treat their psoriasis patients with the best care possible. Learn more about this project and contribute your opinions at <http://www.psoriasisCouncil.org/edsurvey.htm>



Advancing Knowledge  
Enhancing Care

In addition to the survey initiative, IPC's upcoming schedule of events includes educational opportunities in many corners of the globe:

**July 5 – July 7, Annual Meeting of the British Association of Dermatologists (BAD) | Birmingham, UK**

IPC Meet the Experts: Challenging Cases – Wednesday, July 6, 11 am - 12:30 pm

**August 10 – 14, Annual Meeting of the Pacific Dermatologic Association | Newport Beach, CA, USA**

IPC Meet the Experts: Challenging Cases – Saturday, August 13, 12:15 – 2:15 pm

**Sept 6 – 10, European Society of Dermatological Research (ESDR) | Munich, Germany**

IPC Scientific symposium: Stratified Medicine and The Future of Psoriasis Management - Wednesday, September 7, 1 - 6:30 pm

**Sept 28 – Oct 2, European Academy of Dermatology and Venereology Congress (EADV) | Vienna, Austria**

IPC & International Eczema Council present „Psoriasis and Atopic Dermatitis – Two Diseases or One Spectrum?“ – Wednesday, September 28, 9:00 am – 1:00 pm

**October 25 – 29, Congreso Ibero-Latinoamericano de Dermatología (CILAD) | Buenos Aires, Argentina**

IPC Meet the Experts: Challenging Cases – Tuesday, October 25, 9:30 – 11:00 am

Visit the IPC website for further details  
[www.psoriasisCouncil.org/events\\_education.htm](http://www.psoriasisCouncil.org/events_education.htm)

## Global Medical Education Interest Survey



Help Us,  
Help You!

Share your educational needs and interests in this short survey to help us develop our forthcoming programs and to improve the future of patient care worldwide.



Learn more at [www.psoriasisCouncil.org/edsurvey.htm](http://www.psoriasisCouncil.org/edsurvey.htm)

# International Society for Cutaneous Lymphomas

## CLIC Update and 3WCCL NYC

**Background and History:** Primary cutaneous lymphomas are a heterogeneous group of non-Hodgkin lymphomas that present in the skin and without evidence for extracutaneous disease at time of presentation. Because cutaneous lymphomas are relatively rare and diagnosis and management can be challenging, regional and national cutaneous lymphomas working groups were founded to further collaboration and research in this field. In 1992, at the World Congress of Dermatology in New York, members of these working groups felt it was time to organize an umbrella organization in order to facilitate sharing of information and coordinate activities worldwide. A first informal meeting was held in a little café in downtown New York City to discuss possibilities for such an „International Cutaneous Lymphoma Interest Group“ which was followed by the first formal meeting on December 6, 1992 in conjunction with the 51<sup>st</sup> Annual Meeting of the American Academy of Dermatology in San Francisco where the „International society for Cutaneous Lymphomas“ (ISCL) was founded.



Engaged audience at 2WCCL in Berlin

Since 1992 annual ISCL meetings were held at the AAD and major scientific meetings were organized together with or within the program of the World Congress of Dermatology meetings, which took place in Sydney, Australia (June 1997), Paris, France (July 2002) and Buenos Aires, Argentina (October 2007) and the International Investigative Dermatology meetings in Cologne, Germany (May 1998), Miami, Florida (April 2003) and Kyoto, Japan (May 2008).

Accomplishments of the ISCL sponsored workshops include comparison of different methods to quantify skin tumor burden in cutaneous T cell lymphoma (CTCL), a consensus report on terminology and hematologic criteria for use in patients with erythrodermic CTCL, a scoring system for diagnosis of clinically typical mycosis fungoides, and a consensus report on staging and classification of CTCL.

**Recent Initiatives – CLIC:** Recent initiatives of the ISCL include the formation of the „Cutaneous Lymphoma International Consortium“ (CLIC), which stems from a shared vision that international collaboration will be imperative in order to have a greater impact on improving treatment and prognosis of patients with cutaneous lymphomas ([www.clicstudy.org](http://www.clicstudy.org)). The first CLIC project, a worldwide registry for cutaneous lymphoma patients with was launched with generous support from the Spatz foundation, Haas Family Foundation, and NCI Emerging Consortium Meeting Support (EGRP) in 2015. A primary objective of CLIC is to further understanding of the development and progression of CTCL. In conjunction with this CLIC patient registry a federated biobank is constructed that will be of immense value for future translational studies. It is anticipated that with further insight in the genomic landscape in CTCL this research infrastructure could play a critical role in validating the significance of original observations and bring these data to a clinical level by correlating with clinical events.

**World Congress of Cutaneous Lymphomas:** In collaboration with the United States Cutaneous Lymphoma Consortium (USCLC) and the European Organisation for Research and Treatment of Cancer (EORTC) Cutaneous Lymphoma Task Force (CLTF) the ISCL organized the first World Congress of Cutaneous Lymphomas (WCCL) in Chicago at Northwestern University Medical Center (2010) followed by the second WCCL in Berlin at the Charité – Universitätsmedizin Berlin in 2013. This year the ISCL is returning to the place where it all started by organizing the third WCCL in New York, from 26<sup>th</sup> to 29<sup>th</sup> of October. The 3WCCL will take place in partnership with Columbia University Medical Center, Department of Dermatology and Department of Continuing Medical Education.




Collaboration at WCCL

The 3WCCL is the largest conference on cutaneous lymphomas that will be held this year. The program committee of this meeting reflects the global scope of this meeting with members from the ISCL, the EORTC Cutaneous Lymphoma Task Force, the USCLC, and representatives from South America, Australia and Asia. The diversity of the audience – with radio-oncologists, hematologists, dermatologists, pathologists and basic scientists – will provide a complete forum for in-depth discussions covering the whole field of cutaneous lymphomas. Among the major advances that will be discussed are the new WHO-EORTC classification of cutaneous lymphomas and (genome wide) studies on (epi) genetic alterations in different clinical entities. The clinical implications of these molecular events on the pathogenesis of cutaneous lymphomas and potential role as future therapy targets will be discussed as well. In addition to these basic science studies a large part of the meeting will be dedicated to presentations on results from clinical trials with novel treatment options including new monoclonal antibodies and targeted therapies. Implications for clinical practice including development of guidelines will be discussed as well. Altogether, this meeting will provide a complete update on clinical management and current scientific developments in cutaneous lymphoma. We invite you to register for the 3WCCL; submit your papers; and come and learn about cutaneous lymphomas.

For more information on the ISCL, please visit [www.cutaneouslymphoma.org](http://www.cutaneouslymphoma.org), and for more information about the 3WCCL, please visit [www.columbiacme.org](http://www.columbiacme.org).

Maarten H. Vermeer, MD, PhD, Leiden, The Netherlands, ISCL President



# 20<sup>th</sup> Anniversary of the Italian Society of Hair Science

On April 17<sup>th</sup>, surrounded by the spectacular scenery of the city of Florence on one of the most beautiful spring days, the Italian Society for Hair Science (Società Italiana di Tricologia, or S.I.Tri.) celebrated its 20<sup>th</sup> anniversary. In honor of this special occasion, a two-day weekend event was held. Beginning on Saturday, April 16<sup>th</sup> the event kicked off with a guided tour of the Uffizi Gallery and Vasari Corridor (opened exclusively for us) – two of the most important museums in the world. That evening the celebration continued with a Gala Dinner where important exchanges were made and where awards were given in recognition of progress made in the field by many of the illustrious colleagues present. The close-knit founding members of the Society concluded the evening gathered around the cake in an intimate moment at the nucleus of a group that has always worked together towards the same goal.



The Italian Society for Hair Science was founded in 1996 as a scientific, apolitical, non-profit organization whose goal was to see that Trichology be considered a Scientific Branch of Polispecialist Medicine as well as, in a more general sense, a Branch of Humanistic Culture.

S.I.Tri. as an organization has grown in recent years, promoting scientific and formative research. Confirmation of the Society's development was acknowledged by the numerous attendees of this conference, a basis for pride and satisfaction for the Society's founding members after 20 years of work and dedication. Among the 250 attendees were doctors, biologists, researchers, pharmacists and trichologists, many of them illustrious colleagues who came from all over the world.

Opening Sunday's conference were Dr. Daniele Campo and Dr. Vincenzo Gambino who spoke of the history of Trichology and the evolution of hair restoration in the new millennium. In speaking of the history of S.I.Tri. they also paid homage to Dr. Andrea Marliani as the founding president, to the founding members and to all who have contributed to the growth of the Society since its birth in 1996.

The day was divided into various themes:

**Hair Restoration Surgery:** During this segment of the conference, presentations were given by Dr. Piero Tesauro, followed by our Japanese colleague Dr. Kuniyoshi Yagyu who is the president of the ISHRS, our Polish colleague Dr. Marwan Saifi and by our British colleague Dr. Bessam Farjo. Dr. Tesauro drew attention to the possibility of a hair transplant „expiration date” – that with age, a portion of the transplanted hair may be lost – an aspect that is rarely discussed. Identified as a possible solution was the creation of a team of professionals: the hair restoration surgeon and a dermatologist working together to maintain long term results. To establish this protocol it will be necessary to work with colleagues to make a uniform approach, creating farsighted solutions. Dr. Yagyu presented his high-density transplant procedure in cases of secondary scarring alopecia. Explaining the existing relationship between trophism of the scarred tissue and hair transplant density, in his experience, some cases were able to be resolved in one session, whereas other cases required more prudently scheduled multiple sessions. Dr. Saifi underlined the importance of deciding case per case which surgical strategy was most appropriate among the range of available options, and involving the patient so they have realistic expectations. Dr. Farjo presented a video of the FUE ARTAS Robotic System discussing its advantages and the possibility of its creating recipient sites and placing grafts.

**Laser Therapy:** Dr. Fiorella Bini spoke of LED photobiostimulation and its benefit for the treatment of areata alopecia, AGA, scarring alopecia (alone or in combination with PRP and hair transplantation). Following this presentation, Dr. Soresina described the role of the LLLT in the treatment of AGA. Beginning with specific bibliographic research, Dr. Soresina compared the information with the results of clinical cases (with other available therapies), highlighting the encouraging results of this therapy in the improvement of the calibre and quality of the hair.

**Effluvium:** This part of the conference was opened by Dr. Marcella Guarrera who, together with Prof. Alfredo Rebora, described in 2002 a new phase of the follicular cycle: the Kenogen (Dermatology, 2002; 205(2); 108-10). For the conference she chose to highlight the differences between another two phases of the pilis cycle – the telogen and the exogen – thereby widening the understanding of a common pathology of the hair cycle: the telogen effluvium. Echoing Dr. Guarrera was Dr. Paolo Gigli, who spoke about the clinical characteristics and epidemiology of this pathology together with the criteria for the diagnosis and subsequent therapy.

**New Developments in Hair Science:** The latest developments in Hair Science were presented by various researchers. Dr. Marta Bertolini PhD (University of Munster, Germany – Laboratory for Trichology Research and Regenerative Medicine) reported on the principle molecular mechanisms (which emerged from in vitro studies) involved in the development of alopecia areata. She reported the results of experiments that would prove the VIP (Vasoactive Intestinal Peptide) molecule or those analogous to the VIP molecule to be potential protective agents against the extension of alopecic patches. She also described the cells involved in the immune response to the hair follicle. The next paper discussed a new therapeutic target for adrogenetic alopecia, the WNT receptor, discovered through the research of Prof. Antonella Tosti.

**Alopecia, Particular Cases:** Numerous specialists in dermatology participated in this part of the conference, touching on various topics, including differential diagnoses of scarring alopecia, inflammatory/unknown alopecia (which could be responsible for a low survival of the grafts during a hair transplantation), and female hair loss treatment discussed by the president of the Society, Dr. Gaetano Agostinacchio. The founding president of S.I.Tri. Dr. Andrea Marliani presented the case of a four and a half year old boy with moniletrix.

**SMP (scalp micropigmentation):** Milena Lardi presented new advances in the development of pigments used in SMP. The congress ended with a panel of experts taking questions from the attendees.



# IUSTI President's Letter

## International Union Against Sexually Transmitted Infections

The IUSTI's fight against sexually transmitted infections (STIs) continues with new diseases being added to the growing list of recognized STIs. The importance of sexual transmission in the spread of infections has recently been highlighted by outbreaks involving Ebola virus and, in the last few months, Zika virus. Linked with microcephaly in newborn infants, the transmission of Zika virus through *Aedes* mosquitoes has presented a major public health challenge for some parts of the world, notably French Polynesia (2013) and, more recently, Brazil and Colombia (2015). Individuals infected with Zika virus usually have symptoms that may include mild fever, skin rashes, conjunctivitis, muscle and joint pain, malaise or headache, and symptoms normally last for 2-7 days. As well as congenital infections resulting in microcephaly, the recent Zika virus outbreak in Latin America has also been associated with an increase in the number of individuals presenting with Guillain-Barré syndrome. The WHO estimates that currently four million people may be infected and, by mid-March 2016, Zika virus transmission has been documented in 59 countries and territories. Prevention and control relies on reducing mosquitoes through source reduction (removal and modification of breeding sites) and reduced contact between mosquitoes and people through use of insect repellents and appropriate clothing. As well as transmissions occurring in pregnant travelers from other countries who have visited Latin America, a small number of women have reportedly been infected with Zika virus through sexual intercourse. The US Centers for Disease Control and Prevention now recommend that men who have travelled to countries where Zika virus is spreading either abstain from sex or use condoms for sex with their partners on return.

In terms of broader HIV/STI health policy, world leaders adopted the new United Nations' Sustainable Development Goals (SDGs) in late 2015; these goals set the framework for global development policy over the next 15 years. The agenda outlines 17 goals ranging from ending poverty and hunger, to achieving gender equality and combating climate change. The agenda, framed within the 17 new SDGs, builds on the achievements of the United Nations' Millennium Development Goals which were set in 2000 and included a commitment to halt and reverse the AIDS epidemic. With a continued global effort to treat HIV-infected individuals as early as possible and the use of a growing range of HIV prevention tools, UNAIDS anticipates the end of the AIDS epidemic by 2030.

Realizing the SDG agenda requires a paradigm shift in the way we address global health and the challenges facing member states have been discussed by Buse and Hawkes (*Globalization and Health* 2015;11:13). The authors argue that the proposed SDGs have moved the world from a focus on the poorest countries, to an approach that is universal and equitable. Whilst this is to be applauded, the authors point out that implementation will require leadership beyond the health sector and greater coordination across sectors, in addition to a great deal of new investment to support the process. Ultimately, the SDGs will only come to fruition if there is a paradigm shift from focusing on treatment to investing in and championing prevention activities.

IUSTI's World and Regional teams continue to work as hard as ever to deliver a series of high quality and regionally-relevant scientific conferences. This year alone, there will be four IUSTI conferences. The 17<sup>th</sup> IUSTI World Congress will take place in Marrakech, Morocco, from 9-12 May ([www.iustimarrakesh2016.com](http://www.iustimarrakesh2016.com)) and will additionally be an IUSTI-Africa regional meeting. The IUSTI-Europe meeting will be held in Budapest, Hungary, from 15-17 September ([www.iusti2016.com](http://www.iusti2016.com)). An International Symposium on Sexually Transmitted Infections, co-organized by the Argentinian Society for the Study of Obstetric and Gynaecological Infection and STI prevention (ASAIGO-ITS) and the IUSTI Regional Branch for Latin America and the Caribbean (IUSTI-LAC), will be held in Buenos Aires, Argentina, from 10-11 November (information available from [asaigoits.ar@gmail.com](mailto:asaigoits.ar@gmail.com)). Lastly, the 19<sup>th</sup> IUSTI-Asia Pacific Conference will be held in Okayama, Japan, from 1-3 December (<http://www.med-gakkai.org/19iusti>). I would like to thank the numerous individuals who are spending many hours of their own time fundraising for these events, organizing the scientific programmes and undertaking the local organizational activities required to make each of these educational and networking events a success.

I do hope as many of you as possible will attend at least one of the above IUSTI conferences this year. In particular, I hope many of you were able to attend the IUSTI World Congress in Marrakech in May – this was the first time we have held an IUSTI World Congress in North Africa. Given this location, the 17<sup>th</sup> IUSTI World Congress provided a unique opportunity for IUSTI to reach out to those working in the HIV/STI field in both the African and MENA regions.

*David Lewis, IUSTI President*



*IUSTI World and Regional Congresses to be held in 2016: Marrakech, Morocco (May); Budapest, Hungary (Sep); Buenos Aires, Argentina (Nov); Okayama, Japan (Dec)*

# Report of SARCD 2015

## South Asia Regional Association (SARAD)



The 9<sup>th</sup> Conference of South Asian Regional Association of Dermatologists, Venereologists and Leprologists – SARCD 2015 was conducted from 4<sup>th</sup> to 6<sup>th</sup> September 2015 at JSS Medical College, Mysuru, Karnataka, India. It was hosted by the Indian Association of Dermatologists, Venereologists and Leprologists (IADVL), co-hosted by IADVL Karnataka Branch, Mysore Dermatology Society (MDS) and JSS University. Around 1000 Dermatologists from India and other SAARC nations attended the conference, including post graduates from various institutions.

The conference was inaugurated on 4<sup>th</sup> September by Dr. Sharan Prakash Patil, Honourable Minister for Medical Education, Government of Karnataka. Dr. Jayamini Seneviratne, President SARAD, from Sri Lanka presided over the event and Dr. Venkatram Mysore, President of IADVL graced the occasion. Representatives from member countries of SARAD – namely Bangladesh, Pakistan, Nepal and Sri Lanka spoke on the occasion. Vote of thanks was delivered by Dr. Jayadev Betkerur, Organising Secretary of SARCD 2015.

The scientific programme was held simultaneously in four halls on all three days (4<sup>th</sup>-6<sup>th</sup> September). This included plenary sessions, debates, panel discussions and guest lectures. The plenary speakers were Dr. Ramam from Delhi, Dr. Jayamini Seneviratne from Sri Lanka, Dr. B Suresh, Vice Chancellor, JSS University and Dr. C R Srinivas from Coimbatore. More than 100 speakers from all over India and other SARAD countries delivered lectures on various topics including Dermatology, Sexually transmitted infections, Leprosy, Dermatotomy, Dermatopathology, Aesthetics, Paediatric dermatology, etc. There were two award paper sessions for post graduates (PGs) and 12 free paper sessions, during which about 100 interesting studies and cases were presented. Around 100 posters and 60 E-posters were also displayed. A brain teasing quiz was conducted on the 3<sup>rd</sup> day for post graduates. The delegates found the scientific sessions relevant and enlightening. There were many take home messages for delegates such as – why adverse drug reactions should be reported, management of difficult cases like recurrent urticaria, twenty nail dystrophy syndrom, etc. and the newer treatment options for various diseases. 36 scholarships were awarded to post graduates and young dermatologists by IADVL.

Cultural programme included group dances, fashion show by our own post graduates, a show by sand artist, ventriloquist demonstration and orchestra were additional attractions and were followed by banquet dinner. Valedictory programme was held on 6<sup>th</sup> September at 1 p.m. Award paper, poster and quiz winners were honoured. All the delegates expressed their satisfaction with regards to the registration, the delegate kit, time management and scientific sessions. The efforts put in by the local organizing committee led by Dr. Sacchidanand and Dr. Jayadev Betkerur and the hard work done by the post graduates and house-surgeons were lauded by one and all.



*Dr Sacchidanad. S, Org Chairman, SARCD2015;  
Dr Jayadev Betkerur, Org Secretary, SARCD2015*

## Turkish Society of Dermatology (TSD)

**TSD has made a major breakthrough in the education of Turkish Dermatologists.** Founded in 1968, the Turkish Society of Dermatology (TSD) currently has more than 1,750 members. The primary purpose of the society is collaboration and improving the quality of education among dermatology residents and specialists, and to advocate for the rights of its members in different platforms. Over the last 10 years, TSD has initiated and implemented several educational activities free of charge for its members, in the form of instructional courses and workshops.

For the residents, the Winter School of Dermatology became a classic event and the 8<sup>th</sup> Winter School of Dermatology was successfully held in Antalya in December 2015. Approximately 60 residents attend the winter school each year. The winter school is organized by an educational committee of Turkish Dermatology Board and funded by the Turkish Society of Dermatology. The program consisted on main topics of dermatology and lectures were presented in practical, case based fashion instead of didactic lectures. In March 2016, the committee organized a practical hands on course for the first time to improve the surgical and interventional skills of residents. In this course, cadaveric models were used for skin and nail biopsy, and nail extraction. Volunteer patients participated in other sessions such as Botulinum toxin injections, fractional and vascular laser applications.

To improve the knowledge and skills of dermatology specialists, series of courses were held in 2015 and 2016. Topics on hair, allergy, cosmetology including dermal fillers, Botulinum toxin, thread lifting, platelet rich plasma, and laser applications for pigmented, vascular lesions as well as fractional laser and focused USG were covered via webinars, interactive lectures and hands-on workshops. All the aforementioned activities were funded by the Society and were offered to dermatology specialists free of charge. An online platform was launched for members including webinars and online guidelines.

The society also has a secret facebook group of 1,275 members integrating academic discussions with social interactions. The Turkish Society of Dermatology also provides several types grants for its members. These scholarships include support for congress accommodation, studying abroad up to one year and scientific projects. In 2015, a total 37 members were supported by Turkish Society of Dermatology for a total amount of 300,000 USD. The Turkish Society of Dermatology will continue to support educational activities. For these activities, the main source of funding is generated from registration fees for the national congress which is organized every two years. The next national congress will be the 26<sup>th</sup> National Dermatology Congress, which will be held in Antalya in October 2016. We would like to welcome our colleagues from all over the world.

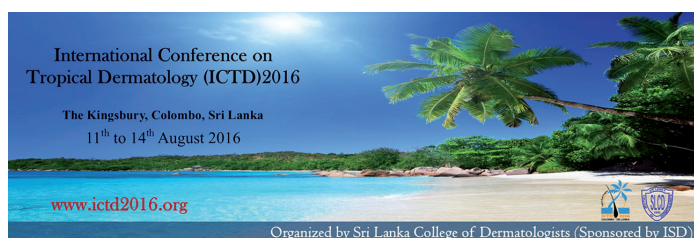
*Executive Committee of The Turkish Society of Dermatology*

# Sri Lanka College of Dermatologists

Tropical Dermatology encompasses a wide array of dermatological problems that are unique, more widespread, prove more difficult to treat and control in tropical and subtropical regions. Millions are known to suffer from these diseases, some of which are classified as neglected tropical diseases. This conference expects to focus on current issues in diagnosis, management and prevention of all tropical skin diseases. The organizing committee intends to bring global representation to a wide array of core issues relevant to tropical dermatology. The programme consists of plenary lectures, symposia, advances, guest lectures and posters. Our aim is to create a forum for exchange of ideas and spread of knowledge on tropical dermatology among the dermatology fraternity and to create avenues towards improvement in patient care.

The venue, The Kingsbury, a five star luxury hotel, conveniently located on the beach front and in the center of Colombo is within reach of other hotels in Colombo. This will be the perfect launching point for delegates to discover the fast developing city of Colombo, and Sri Lanka, the tiny island in the south Indian Ocean which is a land of contrasting landscapes, rainforest, diverse wildlife and endless sandy beaches.

The organizing committee extends a warm welcome and invite you to experience Sri Lankan hospitality and friendliness which will be extended to all delegates and accompanying persons.



# Skin of Colour Society



The First International **Skin of Color Society** (SOCS) Networking Reception & Scientific Session was held at the 2016 Pigmentarycon on April 2, 2016 at The Ashok Hotel in New Delhi, India. Attendees took time to enjoy this refreshing and informative social reception. They interacted with old friends and connected with new colleagues over tea and biscuits. Invited speakers gave short talks on topics of interest in skin of color dermatology. Speakers included:

- Rashmi Sarkar, MD, Professor, Dept. of Dermatology, Maulana Azad Medical College, New Delhi, India
- Seemal R. Desai, MD, FAAD, President & Medical Director, Innovative Dermatology, Clinical Assistant Professor of Dermatology, University of Texas Southwestern, Secretary/Treasurer Skin of Color Society
- Richard Huggins, MD, Senior Staff, Henry Ford Hospital, Department of Dermatology

Dr. Desai gave an overview of the history of the Skin of Color Society, its mission, goals, and future directions to increase the growth of the society. This inaugural meeting was a resounding success, and attracted over 30 new members to the society while onsite, with many others showing keen interest in joining this diverse, growing group of dermatologists from around the world.



# SODVELON Society of Dermatologists, Venereologists and Leprologists of Nepal

SODVELON is organizing the 2<sup>nd</sup> International Conference of Dermatology 2016 (ICDerm 2016) from October 20 to October 22 in Kathmandu the capital city of Nepal. The theme of the conference is „Ethics and communication skills in Dermatology“, which is very relevant especially in the context of present practice. The conference will have guest lectures, symposiums, plenary sessions and workshops in various aspects of Dermatology, Venereology and Leprology and the deliberations and sharing of experiences in these topics from the experts from different parts of the world is expected to largely benefit the academicians and the practitioners in this field.

Since Nepal is a country of natural, cultural and ethnic diversities, you will be able to enjoy the natural beauties along with the world famous cultural heritages to the fullest. The views of the great Himalayas, trekking, jungle safaris and many outdoor activities will keep you spellbound. The country will also experience the best of its weather during this period. Hence, we encourage the delegates to plan accordingly well ahead of this conference so as to enjoy Nepalese warmth and hospitality at its best.

We are eager to welcome all delegates from all over the world to this beautiful mountain nation. For detailed information please visit our website <http://icderm2016.com/>



# International Foundation of Dermatology (IFD)

## The IFD has had a busy and exciting start to 2016

One of the major areas of work for the IFD continues to be support of the Regional Dermatology Training Centre (RDTC) in Moshi, Tanzania which was created by ILDS in partnership with the Tanzanian Ministry of Health and the Good Samaritan Foundation. Over the past 20 years the RDTC has graduated some 250 senior clinical officers in dermato-venereology who have returned to provide dermatology care and expertise in 15 African Countries. It has also expanded its activities to include a residents' programme that has now trained 19 Consultant Dermato-venereology specialists in seven African countries.

Recently, a new principal was appointed who was a graduate of the programme, further contributing to the sustainability of the programme going forwards. At the RDTC Board Meeting in January 2016, the RDTC's first five year strategic plan was ratified.

In addition, the 21<sup>st</sup> Continuing Medical Education (CME) Meeting was held at the RDTC. There were 250 participants including 90 past ADDV graduates and 30 countries were represented (16 African countries). 42 speakers inspired us with varied and wide ranging talks covering leprosy, community dermatology and the challenges of managing dermatoses in mobile populations. The next meeting will take place from 11-13 January 2017.

**Dermlink Grants Programme:** A call for applications for the IFD grants programme, Dermlink, was made on 6 January 2016. Applications, received from around the world, are being assessed by the Dermlink Committee and will be approved by the ILDS Board at their upcoming Board Meeting which will be held in London from 10-11 June 2016.

In the first part of 2016, the IFD has been active in global initiatives to improve skin health in under-resourced settings. I joined colleagues from the ILDS Board to meet with representatives from the World Health Organization in February 2016 including those working on the control of neglected tropical diseases and we had a constructive discussion about our common aims and further areas for collaboration.

Ongoing activities include work with Persons With Albinism (PWA) to develop manual/start-up kit to establish quality services for PWA including eye care, skin cancer prevention and treatment and sun protection and support for training in the remote Chiapas area of Mexico, and the expansion of a teaching resource in Cambodia.

Further information on these and other IFD activities can be found in our Progress Report 2015-2016 on the IFD website ([www.ifd.org](http://www.ifd.org)).

*Dr Claire Fuller, Chair, IFD*



*Dr. Roberto Estrada leading an outreach clinic and training day in rural Chiapas, Mexico*



*Dr. Claire Fuller, Chair, IFD*

# The 2016 ILDS Revised Glossary

In 2012, there was an ILDS summit in Berlin that was conceived by Prof. Wolfram Sterry, then President of the ILDS. Leaders of member societies from around the world met to address several major challenges, one of which was producing an international glossary for the 21<sup>st</sup> century. The purpose of this glossary was to facilitate effective communication amongst dermatologists and those caring for patients with skin diseases within our global community. The ILDS had published a „Glossary of basic dermatology lesions” in 1987, but there was a clear need for revisions and updating.

After dermatologic terms and their definitions were extracted from standard textbooks from multiple countries around the world, an initial list of basic descriptive terms was formulated. Examples included macule, papule, vesicle, bulla, and pustule. This list was sent to all the national member societies of the ILDS for online voting via a modified Delphi approach prior to the ILDS Summit. At the summit, a workshop was held to further refine the definitions and those in attendance, along with the author (co-chair), were Drs. Frédéric Caux, Agness Chakow, Tess Gabriel, Harvey Lui, Jerry Shapiro (co-chair), and Mihael Skerlev, as well as Eric Seban and Lars Ettarp. The proposed definitions were then presented to all those in attendance at the summit for further comments.

In the next phase of the project, definitions for additional terms, including those related to distribution, shape, topography and palpation, were formulated, along with clinical examples. A second round of online voting by national member societies was then conducted. All comments and recommendations were reviewed and definitions refined by the Committee on Nomenclature, which consisted of Drs. Alexander Nast, Chris Griffiths, Rod Hay, Wolfram Sterry, and Jean Bologna. Next, we solicited comments from the ILDS Board of Directors prior to their approval of the final version of the glossary. Earlier this year, our article entitled „The 2016 International League of Dermatological Societies’ revised glossary for the description of cutaneous lesions” was accepted for publication by the *British Journal of Dermatology* (DOI: 10.1111/bjd.14419) (<http://web.ilds.org/ILDS/media/ILDS/ILDS-Glossary-Cutaneous-Lesions.pdf>).

We wish to thank the national member societies who participated in the online voting for all your efforts in making the glossary as beneficial as possible. Our next two goals are to distribute the glossary to member societies so that it can be translated into multiple languages and then to post those translations on the ILDS website.

Jean Bologna, MD




## Community Dermatology N°21 / April 2016

### Lead Article

- 1 **Buruli Ulcers – present status and challenges ahead**  
Rie Roselyne Yotsu
- 5 **Management of Kaposi’s Sarcoma**  
Mahreen Ameen, Nixon Niyonzima and Anisa Mosam
- 9 **Hazards of Steroid-containing Lightening Creams**  
Shyam B Verma

■ 07 June 2016

■ Newsletter

■ [www.ILDS.org](http://www.ILDS.org)

■ **Community Dermatology Journal 21**  
■ <http://commderm.ifd.org>



Follow Us  
**@ILDSDerm**  
Twitter \* Instagram